

ACCOUNTS AT A GLANCE

PLAN SCHEMES OF MINISTRY OF WATER RESOURCES

There are 16 (Sixteen) schemes under the XIth Five Year Plan commencing from 2007-08 to 2011-12. The schemewise expenditure for the year 2011-12 is appended below:

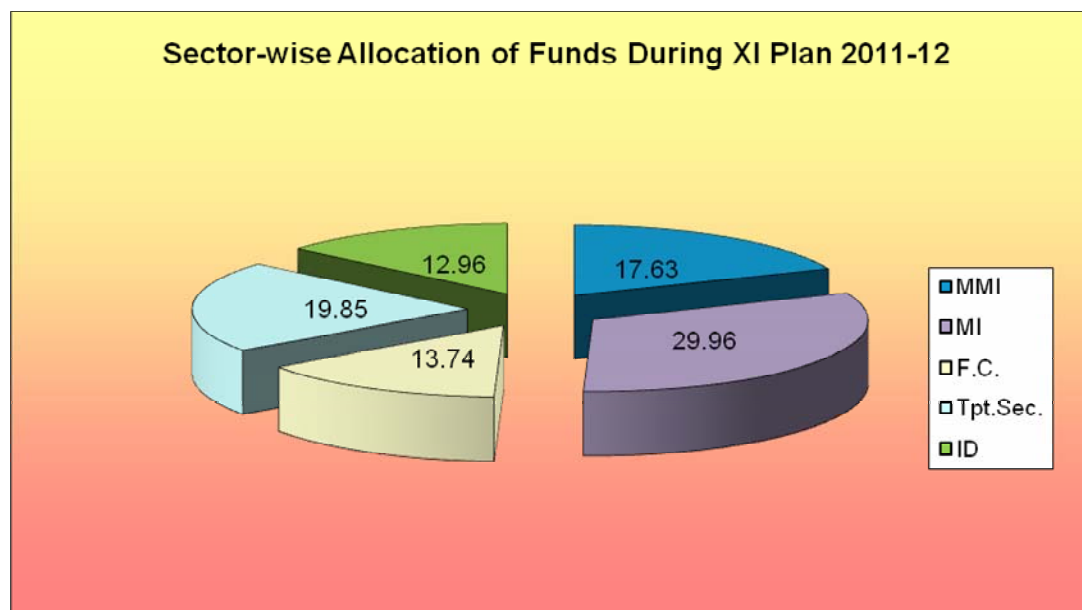
Sector/Orgn/Scheme	XI Plan Outlay	B.E. 11- 12	RE	Expenditure
1	2	3	4	5
Major & Medium Irrigation				
1. National Water Academy	15	3.00	4.00	3.62
2. Research & Development Programme	260	46.19	37.00	34.20
4. Development of Water Resources Information System	200	59.00	59.00	53.58
5. Investigation of Water Resources Development	260	54.00	54.00	52.97
6. Information, Education and Communication	90	25.00	18.00	14.32
7. Dam Safety Studies and Planning	10	3.00	2.00	1.38
8. River Basin Organisation/Authority	50	4.00	0.00	0.00
9. Hydrology Project	180	80.00	50.00	27.65

Total: Major and Medium Irrigation	1065	274.19	224.00	187.72
Minor Irrigation (Surface Water Schemes)				
10 Ground Water Management and Regulation	460	132	144	141.65
11. Rajiv Gandhi National Trg. & Research Inst. For Ground Water	25	3.00	3.60	3.65
Total: Minor Irrigation	485	135	147.60	145.30
Flood Control Sector				
12. Flood Forecasting	130	36.00	36.00	33.13
13. River Management Activities and works related to Border Rivers	601	188.00	138.00	135.97
14. Pagladia Dam Project	500	0.01	0.00	0.00
Total: Flood Control Sector	1231	224.01	174.00	169.10
Transport Sector				
15. Farakka Barrage Project	350	70.40	71.40	69.46
16. Infrastructure Development	115	28.40	15.00	14.83
Grand Total	3246	732	632	586.41

SCHEME-WISE POSITION OF OUTLAY OF FUNDS & EXPENDITURE (2011-2012)

(Rs. in Crores/Net)

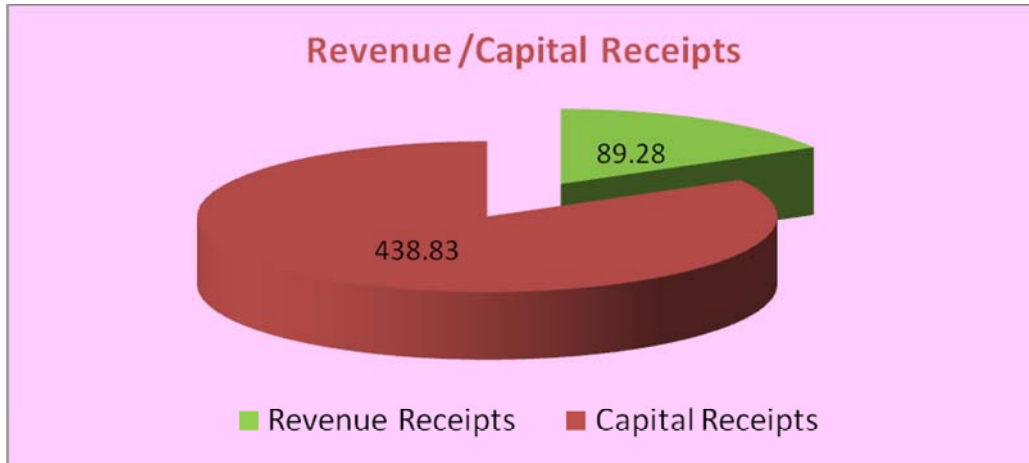
SECTOR	OUTLAY	EXPENDITURE	%age
Major & Medium Irrigation	1065.00	187.72	17.63
Minor Irrigation	485.00	145.30	29.96
Flood Control	1231.00	169.10	13.74
Transport Sector	350.00	69.46	19.85
Infrastructure Development	115.00	14.83	12.96
TOTAL	3246.00	586.41	18.07



ACCOUNTS HIGHLIGHTS 2011-12: PROFILE OF RECEIPTS

(Rs. in Crores)

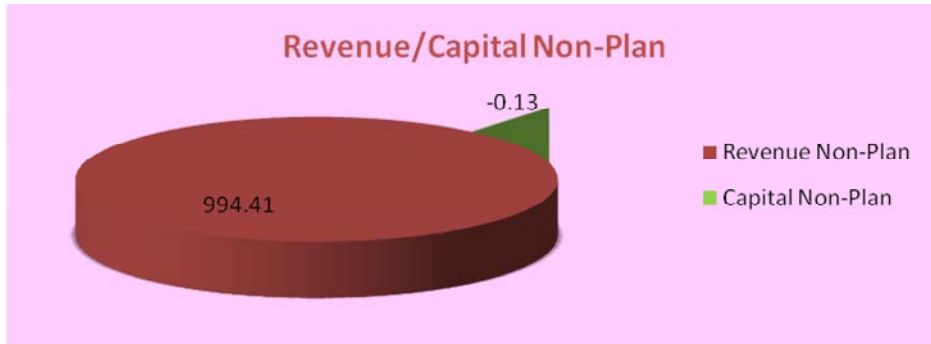
A	Revenue Receipts (a+b)	89.28
a	Tax Revenue (1+2+3)	20.83
1	Income Tax	20.30
2	Cess Receipts	0.53
3	Surcharge	0.00007
b	Non Tax Revenue (4+5+6)	68.45
4	Interest Receipts	24.89
5	Dividends and Profit	7.50
6	Miscellaneous Receipts	36.06
c	Capital Receipts (7)	438.82
7.	Loans & Advances	438.83
	Total Receipts(a+b+c)	528.12



ACCOUNTS HIGHLIGHTS 2011-12: PROFILE OF DISBURSEMENTS

(Rs. in Crores)

A	Revenue Disbursements (1+2)	1477.57
1	Revenue Plan	483.15
2	Revenue Non-Plan	994.41
B	Capital Disbursements (3+4)	73.05
3	Capital Plan	73.18
4	Capital Non-Plan (Deduct Recoveries)	-0.13
C	Total Plan (1+3)	556.32
D	Total Non-Plan (2+4)	994.29
E	Total Disbursement (A+B)	1550.62



Public Account

(Rs. in Crores)

Inflows		Outflows	
Provident Funds	156.25	Provident Funds	125.38
Deposits and Advances	33.92	Deposits and Advances	27.24
Reserve Fund	0.30	Reserve Fund	0.65
Suspense and Miscellaneous	1127.06	Suspense and Miscellaneous	141.76
Total	1317.53	Total	295.03